

■ ADVANTAGE

- Wattage switchable :
75W/100W/150W (4ft)
150W/155W/180W (4ft)
- CCT switchable: 3500K/4000K/5000K
- Input voltage:
AC120-277V
AC120-347V
- Lumen : 140Lm/W
- PF ≥ 0.90 , CRI ≥ 80
- DLC 5.1 premium & ETL certification
- 5 years warranty



■ DETAILS

Features

- IP67 LED module waterproof luminaires.
- IK10 Rating.
- Compatible with standard 0-10V dimmer.
- Wattage & CCT switchable through DIP-switches.

Accessories

- Emergency battery, motion sensor, surface mounted and suspension kits for option.

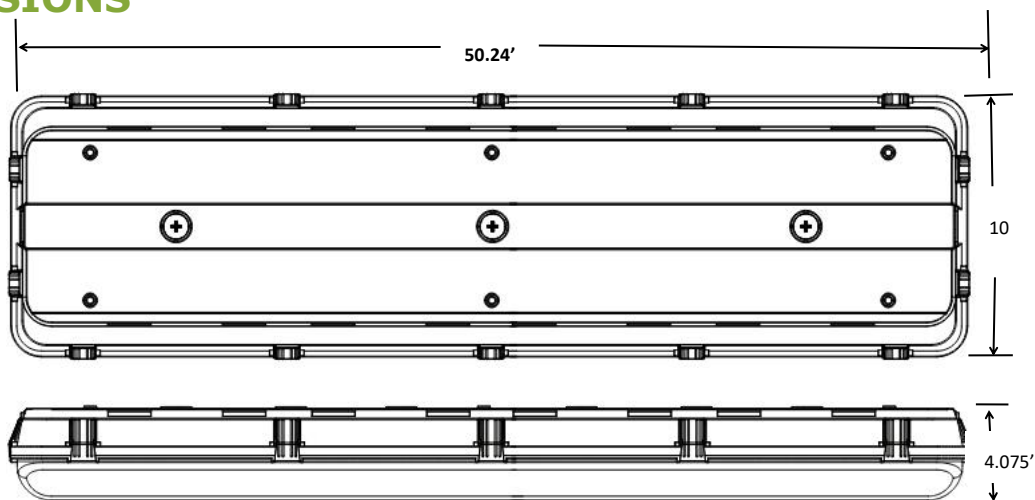
Certifications

- DLC premium.
- Comply with the requirements of the Standard(s) for Luminaires and are identified with the cETL Listed Mark.

Warranty

- All products from DIMI LIGHT are guaranteed with 5 years' warranty.
- See Warranty policy from Dimi light for additional information.

■ DIMENSIONS




SIZE	Length(inch)	Width (inch)	Height(inch)
4ft	50.24"	10	4.075"

■ SPECIFICATION

	MODEL	SIZE	WATT	CCT	EFFICACY
<input type="checkbox"/>	DM-TL150WT-3545K	4ft	75W/100W/150W switchable	3500K/4000K/5000K switchable	140Lm/W
<input type="checkbox"/>	DM-TL180WT-3545K	4ft	150W/155W/180W switchable	3500K/4000K/5000K switchable	140Lm/W

■ INSTALLATIONS

Surface Mount




Suspended Mount




Aircraft Craft Mount



■ ACCESSORIES



Surface Mount Kit



Power Supply

■ PACKING INFO

WATTS	PCS/CARTON	20GP	40HQ
75W/100W/150W/155W/ 180W	1pcs/carton	544pcs	1324pcs